

HabasitLINK[®]

M2480 Flush Grid 1"



Your Source For Habasit
Belting And Chain

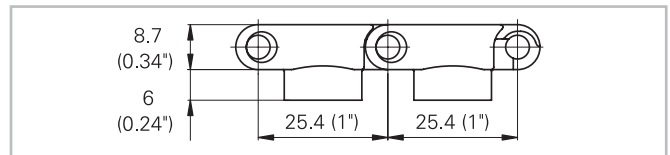
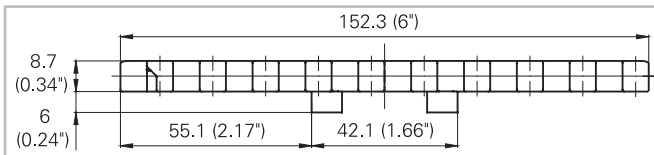
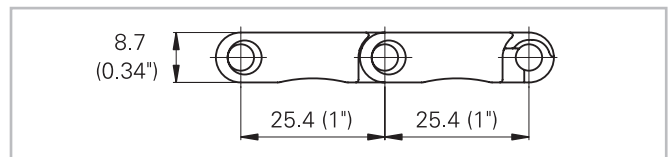
www.StilesEnterprises.com • 1-800-325-4232

Description

- 25% open area; 51% open contact area; largest opening size: 3.6 x 10.2 mm (0.14 x 0.40")
- Closed hinge
- Rod diameter 4.5 mm (0.18")
- Headless Smart Fit rod retention
- Beveled edges for smooth side transfer
- Optimized for 50 mm (2") idle roller diameter 40 mm (1.6") possible
- Lug teeth sprockets

Available accessories

- Tab modules with 2 tabs (Code: -T2)



Belt data

Belt material		POM				PP	
		PA	PBT	PP		POM	PA
Nominal tensile strength F' _N	N/m	30000	22000	19000	17000	17000	17000
	lb/ft	2055	1507	1302	1165	1165	1165
Temperature range	°C	-40 - 93	-40 - 93	5 - 93	5 - 105	5 - 93	5 - 105
	°F	-40 - 200	-40 - 200	40 - 200	40 - 220	40 - 200	40 - 220
Belt weight m _B	kg/m ²	7.7	7.7	7.7	4.9	4.9	4.9
	lb/sqft	1.57	1.57	1.57	1.0	1.0	1.0

Diameter of idling rollers (minimum)		Diameter of support rollers (minimum)		Diameter for gravity take-up and center drive rollers (minimum)		Backbending radius for elevators without sideguards or hold down devices (minimum)	
mm	inch	mm	inch	mm	inch	mm	inch
40	1.6	50	2	100	4	150	6

Standard range of belt widths b₀

mm (nom.)	76	152	229	305	381	457	533	610	686	762	838	914	991	etc.
inch (nom.)	3	6	9	12	15	18	21	24	27	30	33	36	39	etc.

Real belt widths are in most cases 0.1% to 0.3% smaller.

Standard belt widths in increments of 76.2 mm (3"). Non-standard widths are offered in increments of 15.24 mm (0.6"). Smallest possible width 76.2 mm (3").

For detailed material properties refer to the HabasitLINK[®] Engineering Guidelines or contact your Habasit representative.